

SIERRA

PRODUCT INFORMATION GUIDE FOR **HOME SECURITY**



SIERRA

CONTENTS

USING YOUR SIERRA SYSTEM:

Turning On/Off
Home Arming
Instant Home Arming
Quick Exit Mode
Chime Mode

SPECIAL FUNCTIONS:

Relays
Timers
Maid/Cleaner Code
Kidwatch Code

FALSE ALARM FEATURES:


Double Knock
Cross Zoning
Trouble Indication
Event Memory
Sensor Selection
Learn Mode



Comparing Sierra
Monitoring Sierra
Questions & Answers
Your Sierra Requirements

SIERRA

USING YOUR SIERRA SYSTEM



SIERRA

PROTECTING YOUR FAMILY AND PROPERTY

TURNING THE SYSTEM ON

Sierra is protecting families and their homes in many countries around the world. Sierra is simple to operate and easy to understand. To arm your system use one of the following methods:

Keyfob -

This allows you to control your system without using the keypad.

Four digit PIN number -

For this method you must gain access to the keypad.

Single button arming -

Access is needed to a keypad but a 4 digit PIN is not needed. This method is used for people who are required to only arm the system and are not able to disarm the system i.e. tradespeople or other visitors to your home.



PERSONAL PROTECTION

HOME ARMING

This method of arming allows predetermined sections of your home to be secured while other areas are occupied by you and your family.

EXAMPLE:

You may wish to secure your living room, family room and garage when you and your family retire to bed at night. Sierra will allow you to do this and still allow access to areas such as the bathroom and bedrooms. Sierra will also allow members of your family to enter the home and disarm the system without signaling an alarm.

QUESTION: What happens if I get up in the night and walk into the secured rooms?

ANSWER: Sierra will realize you have made a mistake, and will give you a signal to turn the system off within a specified time. An intruder would not have the ability to disarm the system under the same circumstances.

*To arm the system in this way you simply press the key marked **HOME***



SIERRA

GREATER PROTECTION FOR YOUR FAMILY

INSTANT HOME ARMING

This method of arming works in a similar way to “HOME ARMING” but with one difference. All members of the family must be within the home before the system is armed. Once armed in this mode the usual entry delay time for family members entering the home is decreased to zero.

QUESTION: What happens if an intruder opens the front door?

ANSWER: The alarm will activate immediately.

*To arm the system in this way simply press the key marked **INSTANT** for 2 seconds.*



SIERRA

EASY MOVEMENT AROUND THE HOUSE

QUICK EXIT

QUICK EXIT is designed to allow you access through secured areas of your home when armed in HOME MODE.

To enter a protected area, most systems would require you to turn the system off and then re-arm the system, which can be a complicated procedure. Sierra allows access to protected areas with the push of a button.

If you are in bed and you need a drink from the kitchen you would simply push the HOME button. Sierra will allow you time to get to the kitchen and back and then will automatically re-arm the system in the HOME ARM mode.

*To use this feature press and hold the **HOME** key for 2 seconds.*



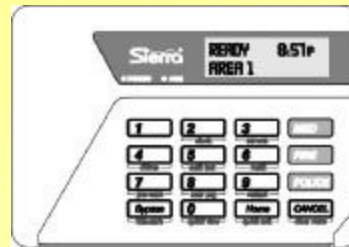
SIERRA

YOUR EARLY WARNING THAT SOMEONE IS THERE

CHIME MODE

CHIME MODE is helpful for those times when you need some protection at home but don't want the inconvenience of turning the system on and off.

When set in CHIME MODE Sierra will beep the keypad when a predetermined section of your alarm detects the presence of someone. Typically this would be used to monitor the front and rear doors, or to monitor the pool gate to ensure you are aware of comings and goings through these entrances.



SIERRA

SPECIAL FUNCTIONS



SIERRA

SPECIAL ALARM/MODE FUNCTIONS

Sierra can activate up to eleven devices when a specific alarm or group is signaled or when the system is operated in a particular mode, i.e:

- Gates will automatically open when a police, fire or medical alarm is raised.
- Exterior lighting will turn on for 5 minutes when a perimeter alarm is raised.
- Camera(s) will start recording when a panic alarm occurs.
- Special lighting is activated when your system is home/instant home armed.
- Garage doors are turned off for the night upon entering a specific code.
- Internal lighting is turned on when a fire alarm is raised.

Your system can be customized to activate these and other functions.



SIERRA

MORE THAN A SECURITY SYSTEM

Welcome home.

Isn't it more comforting arriving home to a well-lit house where intruders can't hide? Sierra can turn on external/internal lights Monday through Friday between 6:00 and 6:30 p.m. or any other time and day(s) you chose.

More time and comfort for you.

Wouldn't you like a more comfortable home and lower electric bills? Sierra can automatically control a range of home automation functions, including your air-conditioning system and your pool filter or sprinkler system.



SIERRA

REDUCING YOUR RISK

MAID/CLEANER CODE

Home help, baby sitters or tradesmen may only be regular visitors to your home on certain days. So why let them have access everyday? Sierra limits their access only to days you require. This type of code is called MAID CODE.

For example, the housekeeper could have access only on Mondays, Wednesdays, and Fridays. Access would be denied on any other days.



SIERRA

YOUR CHILDREN ARE SAFE

KIDWATCH CODE

If you are working late, wouldn't you like to know that the children are home safe from school?

Sierra gives you peace of mind.

If your children fail to return home by a certain time, Sierra can raise an alarm signal advising you of the situation.

With the troubles we read about every day an early warning can only be of benefit.



SIERRA

FALSE ALARM FEATURES



SIERRA

NO FALSE ALARMS

Sierra has been specially designed to cope with the adverse conditions present in countries all over the world. As a result, your Sierra is one of the most versatile and reliable products manufactured.

Sierra reduces false alarms by:

- Ensuring user friendliness
- Offering special detection delays
- Alarm verification (double knock/cross zone)
- The use of superior components and manufacturing processes
- Learn Mode allows you to learn your system before it goes "live"



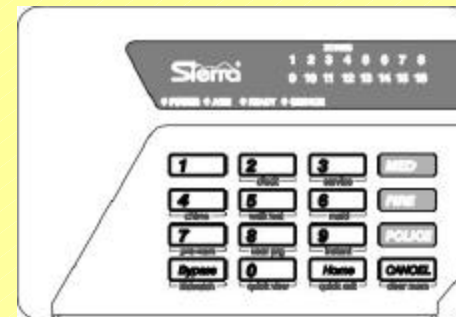
Sierra has used advanced technology designed to allow continued monitoring of itself and other devices connected to the system.

NO FALSE ALARMS

Sierra has a number of special indicators to let you know what is happening in your home and the status of your Sierra system. These indicators will help reduce false alarms and service costs.

Indicators Include:

- Main power failure
- Low battery
- Phone line trouble
- Cable fault
- Wireless trouble



An alarm and event record of up to 500 historical events is stored by your Sierra system. It can record who has been coming and going, the time and duration of telephone line failures, the time of alarm conditions and other activity.

NO FALSE ALARMS


An important area of false alarm reduction is sensor selection. Having a high level of reliability and superior detection is not something all sensors can claim.

The makers of Sierra, C & K Systems, can make this claim with a range of motion sensors they manufacture under the brand name DUAL TEC[®] and FlexGuard[®] glassbreak detectors. Used by leading installers in countries around the world these sensors have proven reliability and catch performance.

These sensors offer a wide range of solutions for most homes and businesses, even when animals or pets are present. For more information ask your representative about the DUAL TEC[®] and FlexGuard[®] families of products from C & K Systems.

SIERRA

COMPARING SIERRA




SIERRA

WHY IS SIERRA BETTER?

- Expandable from 8 - 32 zones, each with its own 24 hour tamper circuit.
- Special access levels for special users (MAID/CLEANER).
- Telephone line fault monitor as standard.
- Four keypad styles to choose from (LED, Alphanumeric, Icon, and Wireless).
- Expandability for home automation.
- Home Arm, Instant Home Arm, Quick Exit, and Single Button arming.
- Sixty user codes.
- Built-in self diagnostics.
- Superior false alarm immunity (double knock/cross zoning).
- Facility for full supervised wireless integration.
- Less expensive to install and service.
- Superior value for money.
- User-friendly.
- Manufactured and supported by one of the world leaders in security products, C & K Systems.
- 60 - 500 historical event memory.
- One Sierra system can operate as 8 individual security systems.
- Sierra can be monitored professionally and by you via your pager or mobile phone.
- Sierra can select to shut down sirens and divert all power to the communicator when needed.

SIERRA

MONITORING SIERRA



SIERRA

MAKING THE MOST OF YOUR SYSTEM

To gain the best response to alarm, duress, main power failure, low battery and other types of conditions your Sierra may receive, it can be monitored by a professional security monitoring company.

This involves connecting your Sierra via any one of several media to our central station. Once a signal is received we would typically respond in one or a combination of the following ways:

- Contact the relevant emergency services.
- Contact yourself, family or friends as requested.
- Contact our private patrol/response officers.



QUESTIONS & ANSWERS



SIERRA

FREQUENTLY ASKED QUESTIONS

QUESTION: What happens if the power supply is turned off or disconnected?

ANSWER: The system will run on the standby battery and indicate a main power failure to you and to the monitoring station.

QUESTION: What if the standby battery is faulty?

ANSWER: Sierra tests the battery every day, if a fault is detected Sierra will indicate a fault to you and to the monitoring station.

QUESTION: What happens if the telephone line is cut?

ANSWER: A unique standard feature of Sierra is its telephone line monitor. Once detected, a fault will cause Sierra to indicate a fault and will report this fault to the monitoring station once the fault is removed. If armed, an alarm may be signaled.

FREQUENTLY ASKED QUESTIONS

QUESTION: What happens if a cable is cut or damaged?

ANSWER: Sierra can continuously monitor the condition of any cable connected to your system and give you and the monitoring station an indication of the type of fault. If the system is armed at the time, an alarm condition may be signaled.

QUESTION: How do I know if the alarm is on when I come home?

ANSWER: Sierra will give you a reminder tone to turn the system off prior to the sirens activating.

QUESTION: What if I enter the wrong code?

ANSWER: Sierra will give you the opportunity to cancel the wrong code and try again within the programmed entry delay time.




SIERRA

FREQUENTLY ASKED QUESTIONS

QUESTION: Do I always need to use a keypad to operate the system?

ANSWER: No. You can also use a range of wireless remote transmitters to control your system.



QUESTION: If I activate the system how do I stop the sirens?

ANSWER: If you do activate the alarm and the sirens are sounding, all you need to do is enter your code or use your remote button to turn the system off.

QUESTION: Can I test the system?

ANSWER: Yes. Sierra has a number of test modes to allow you to test the system.

QUESTION: What if an intruder tries to tamper with a keypad?

ANSWER: If the keypad is removed from the wall an alarm can be raised. If someone tries numerous code combinations the keypad can lock them out and signal an alarm.

FREQUENTLY ASKED QUESTIONS

QUESTION: If I have wireless equipment how can I tell if the batteries are ok?

ANSWER: Sierra automatically checks the status of the SpreadNet wireless equipment connected. Unlike most wireless systems, SpreadNet is supervised. This means that if a transmitter is faulty, stolen, out of range, has a low battery, or is not communicating for any reason, Sierra will signal a fault.



QUESTION: Can Sierra activate lighting in an alarm condition?

ANSWER: Yes. Sierra can complete a number of tasks including turning on lights. Sierra also has the capability of controlling home automation functions.

QUESTION: Will Sierra reset after a burglary?

ANSWER: Yes. Sierra can be installed to reset after an alarm. Should an intruder re-enter your premises, an alarm will be signaled a second time.

FREQUENTLY ASKED QUESTIONS

QUESTION: Can I choose what parts of the system I want to turn on and what parts I want to turn off?

ANSWER: Yes. You can select what parts you wish to turn on. You may select to turn on the garage, but not your home or turn on upstairs but not downstairs.

QUESTION: Can I still move around my home when my alarm is armed?

ANSWER: Yes. Even if you wish to enter a secured section of your home you can easily disarm the system for a short period of time.

QUESTION: Can each member of the family have their own code?

ANSWER: Yes. Sierra has 60 user codes so you, your family, and other people who need access to your home can each have their own code.

FREQUENTLY ASKED QUESTIONS

QUESTION: Can I have smoke detectors fitted to my system?


ANSWER: Yes. You can connect a range of products to your system including panic buttons, glassbreak detectors, door contacts, window contacts, motion sensors and more.

QUESTION: Can I have a key switch fitted instead of or in addition to keypad?

ANSWER: Yes, you can use a key switch to control your Sierra system.

QUESTION: Can I keep pets in the house with the alarm on?

ANSWER: Yes. Sierra can be fitted with C & K sensors that can compensate for these needs.




QUESTION: What warranty is offered with Sierra?

ANSWER: Sierra comes with a limited 5 year repair warranty from C & K Systems.

FREQUENTLY ASKED QUESTIONS

QUESTION: How can I insure minimal false alarms?

ANSWER: C & K Systems recommends the installation of dual technology motion sensors wherever possible as these offer improved reliability and superior catch performance when compared with single technology sensors.



DUAL TEC®
DT-500 Series
Motion Sensor

SIERRA

